



For insertion / removal of two-tiered type

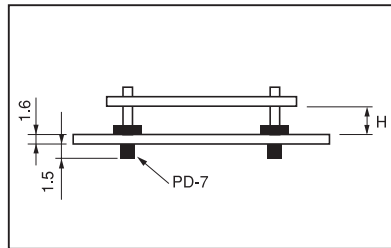
**CX series** (1000pcs/pack)

- This is used for mounting by two-tiered installation on a board with low height parts such as a chip board.
- Removal / insertion is available by using a socket pin on one side.
- This is also used as the fixed type. (In this case, the dimension L becomes the dimension between the boards.)
- Recommended socket pin: PD-7, PD-70.
- Material: Brass
- Finish: Gold plating over nickel base
- Rated current : 2A
- Printed board fitting hole diameter:  $\phi$  0.5



Part No.	L	H
CX-010	0.4	0.6
CX-015	0.9	1.1
CX-020	1.4	1.6
CX-025	1.9	2.1
CX-030	2.4	2.6
CX-035	2.9	3.1
CX-040	3.4	3.6
CX-045	3.9	4.1
CX-050	4.4	4.6

H: Distance between the master board and the slave board (when PD-7 is used)



■ Dimension

