

**Terminal for two-tiered installation for surface mounting**

**HRP series (10pcs/pack)**

- By mounting this product on the master board side (surface mounting) and mounting a socket pin (with a hole) on the slave board side, two-tiered installation and insertion/removal is possible.
- This can be soldeed directly to a through hole without using a socket.
- Pitch: 2.54 mm, 20P connected
- Operating temperature range: - 40 to + 125°C
- Material

Pin part: Brass  
Resin part: PPS black (UL94V-0)

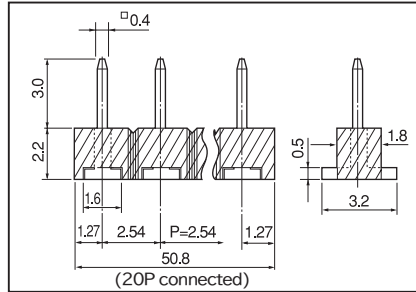
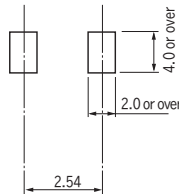
● Finish

Part No.	Finish
HRP-20P-G	Gold plating over nickel base
HRP-20P-S	Tin plating over nickel base

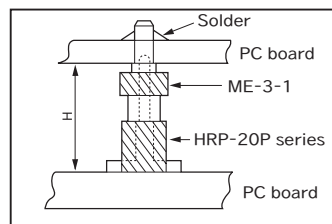
● Rated current

When a socket is used: 1A  
When directly soldered: 2A


- Insulation resistance: 500M Ω or over
- Withstand voltage: 1000V AC, DC per minute
- Recommended land information




■ Reference fitting drawing



HRP-20P and ME-3-1




■ Example of usage



HRP-20P and MF-3-1

■ Example of usage



HRP-20P and PD-7

■ Instructions for mounting

In the case that a warpage occurs on the resin part during reflow because many pins are connected for use, apply an adhesive to several places

■ Reference dimensions

Master board side	Slave board side	Height between the boards: H
HRP-20P-G	ME-3-1	4.7
HRP-20P-S	MF-3-1	4.7
//	PD-7	2.6
//	PC-10	2.7
//	PC-11	2.7
//	Direct soldering	2.2

■ How to order

HRP-10P-G  
 ↑      ↑  
 G : Gold plating over nickel base  
 S : Tin plating over nickel base  
 Please fill in the desired number of poles.  
 (Maximum number: 20P)

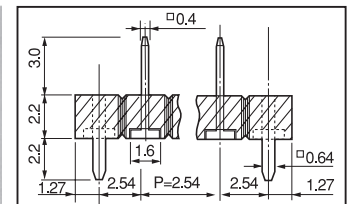

**Terminal for two-tiered installation for surface mounting (with positioning pin)**

**HRRP series (10pcs/pack)**

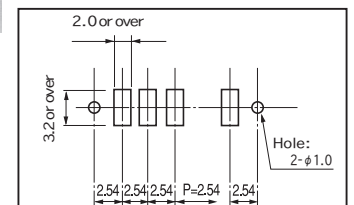
- This terminal has a positioning pin that allows easy positioning of the terminal for two-tiered installation for surface mounting described above.
- Positioning pin material: Phosphor bronze □0.64
- Fitting hole diameter: φ 1.1
- We will deliver it with the desired number of poles.

■ How to order

HRRP-10P-G  
 ↑      ↑  
 G:Gold plating over nickel base  
 S:Tin plating over nickel base  
 Please fill in the desired number of poles.  
 (The number of poles does not include the positioning pin.)  
 There are 10 valid pins and positioning pins on both sides.  
 (Maximum number: 18P)



■ Recommended land information



■ Instructions for mounting

In the case that a warpage occurs on the resin part during reflow because many pins are connected for use, apply an adhesive to several places.